


SMOKE ALARMS SAVE LIVES



Smoke alarms give you an early warning of smoke or fire so that you have more time to escape from danger. A working smoke alarm cuts your risk of dying in a fire in half. **Here's how to stay safe:**

Clean your alarms regularly with a hair dryer or with your vacuum's brush attachment. Dust and cobwebs can hinder the alarm's performance.


Press the TEST button on each of your alarms **every month** to make sure they're working properly.

Install your alarm **at least 10 feet away from your stove** to reduce the chance of a false alarm.

Install alarms on the ceiling or high up on an interior wall.

Place smoke alarms **inside each bedroom** and **outside each sleeping area** and on every level of the house, including the basement.


Replace all of your smoke alarms **every 10 years**.



DID YOU KNOW?

✓ There are special smoke alarms for people who are deaf or hard of hearing. They use flashing lights or bed shaker pads to alert you.

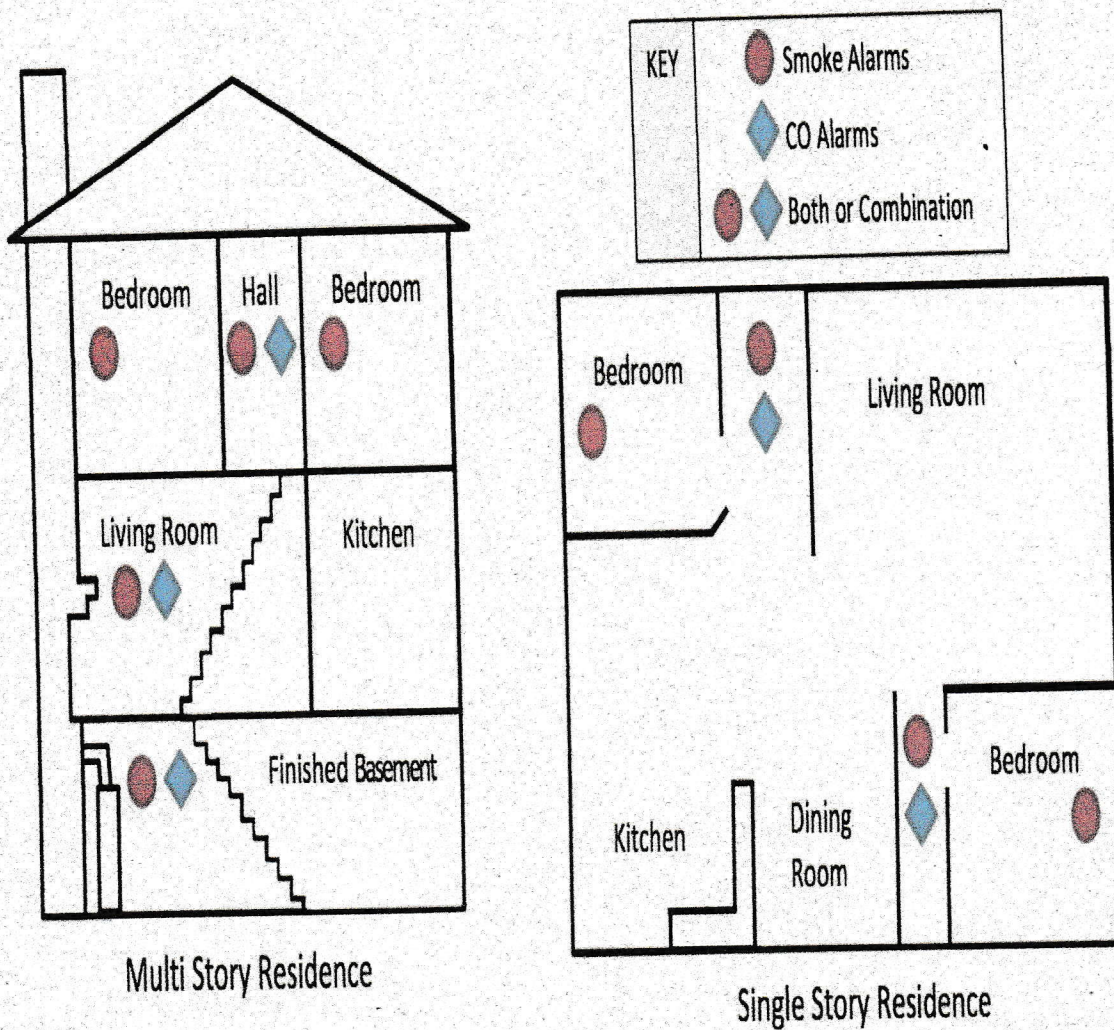
✓ You can get special smoke alarms that are wired directly into your electrical system. No more worrying about batteries!



Town of Palmyra
Office of Code Enforcement
Building – Planning - Zoning

Smoke and Carbon Monoxide Alarm Locations

Smoke Alarms should be located inside Every Bedroom and Immediately outside Bedrooms, on Every Level of the Home including the Basement. Carbon Monoxide Alarms should be located within 15 Feet of Bedrooms and on every level including the Basement.



1180 Canandaigua Road • Palmyra, New York 14522
OFFICE 315-597-4999 • FAX 315-597-5550 • TDD 1-800-662-1220